



## **Looking back at the Belgian development cooperation in the water sector in Mozambique over the past 10 years**

Last update: July 2020

### **Status of SDG6**

A few charts on the status of water resources and on SDG6 in Mozambique are in Figure 1 to Figure 4. More detailed and updated information can be found on the [Mozambique's country snapshot](#) provided in the [UN-Water SDG6 data portal](#), and the WHO – UNICEF Joint Monitoring Program's [Mozambique's country file](#).

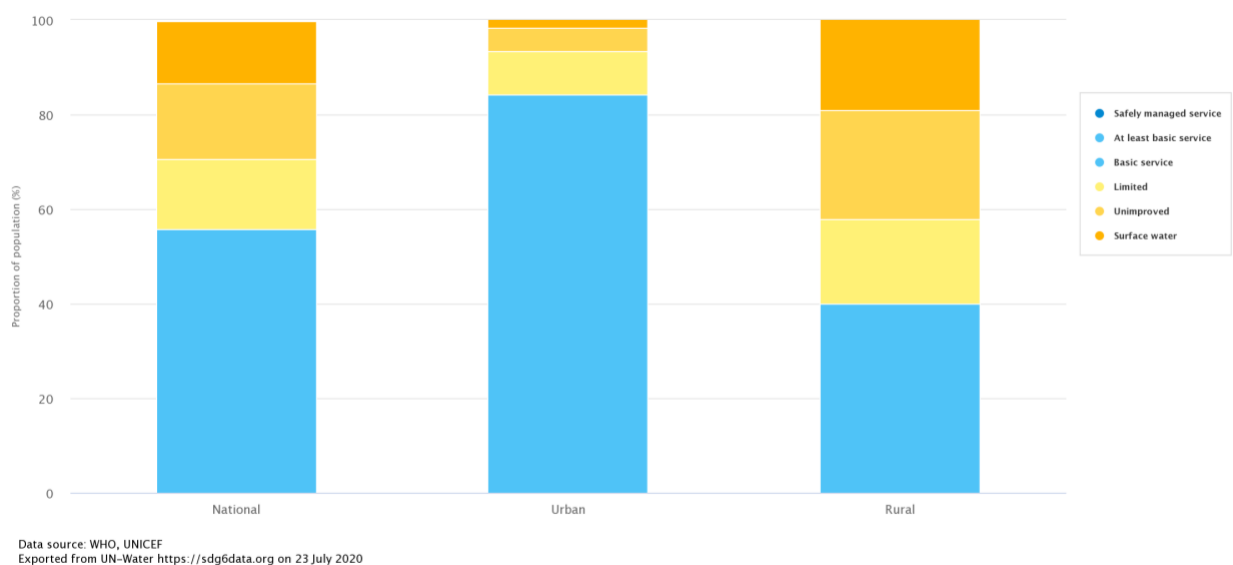
### **Belgian and international ODA to water sector**

Based on the database reporting the Belgian ODA, 10.750.000 EUR have been allocated to the water sector in Mozambique between 2008 and 2019, which corresponds to 1,5% of the total Belgian ODA to water sector through bilateral aids (Figure 5), and to 6% of the total Belgian ODA to the country (Figure 6). Main contractors have been Enabel, NGO Rode Kruis-Vlaanderen Internationaal and to a lesser extent government partner country DGCD partner and Ghent University (Figure 7). Projects and programs have mainly been implemented in basic and large water infrastructures and agricultural water. The list of water program and projects are in Table 2. According to OECD's Credit Reporting System, DAC countries giving more than 1million US\$ to Mozambique for the Water and Sanitation sector between 2014 and 2018 are Germany (144M US\$), France (59M US\$), Japan (6M US\$), Spain (3M US\$), Switzerland (3M US\$) and the United States (2M US\$) (Table 1).

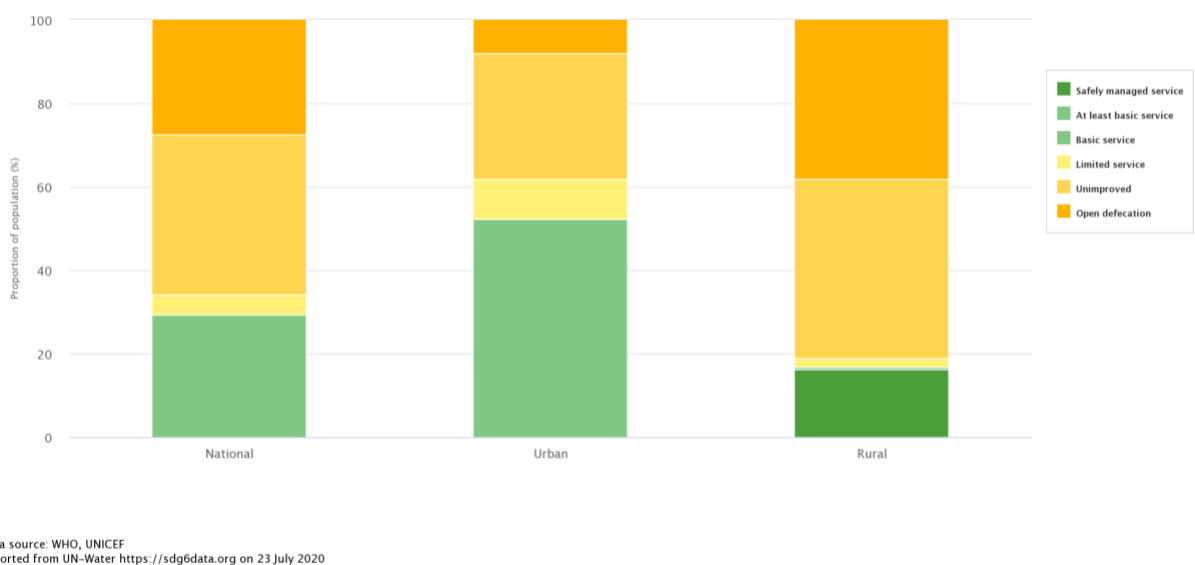
### **Belgian organisations with projects in Mozambique over the course of the past 10 years**

Seven Belgian organisations having expertise in water have reported having been active in Mozambique between 2010 and 2019 (Table 3). One is an NGO, four are from the private sector, one is a public agency and one is a public utility.

**Figure 1. Proportion of population using drinking water services in Mozambique, by service level and by location (SDG6.1.1, 2017).**

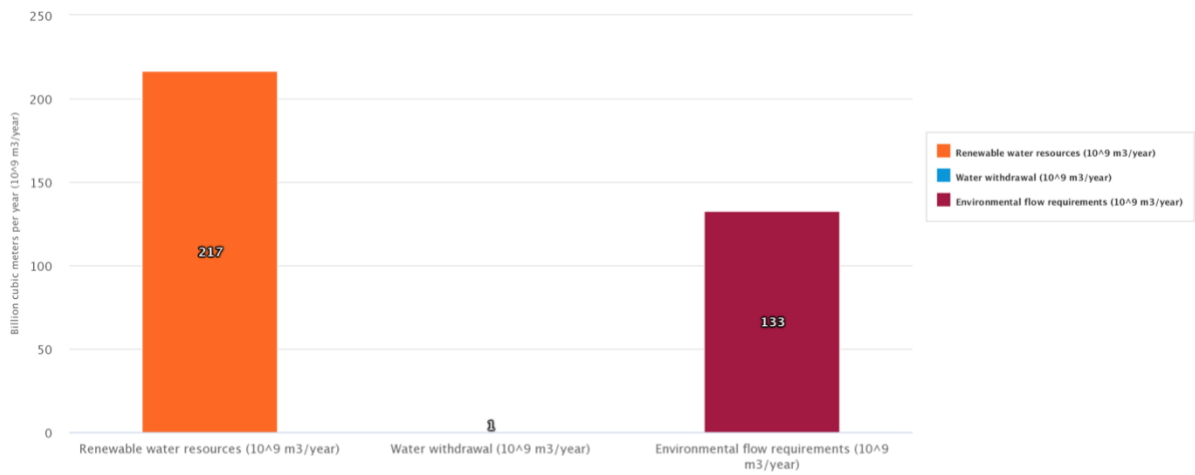


**Figure 2. Proportion of population using sanitation services in Mozambique, by service level and by location (SDG6.2.1a.;2017).**



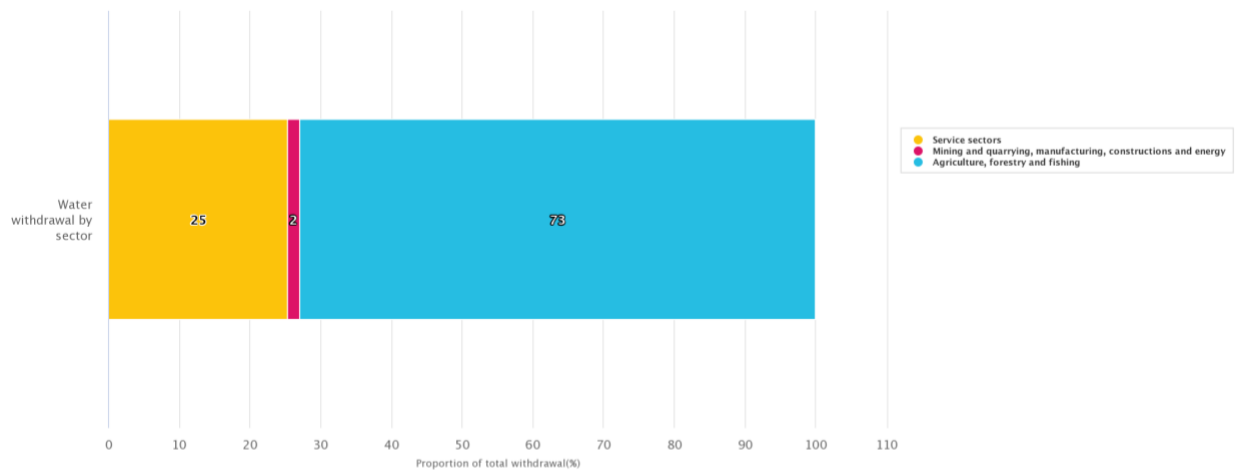
**Figure 3. Water resources and withdrawal in Mozambique, per capita and by source.**

- Long-term average annual precipitation in depth: 1,032 (mm/year) (2017)
- Renewable water resources: 7,317 m<sup>3</sup> per capita (2017)
- Water withdrawal: 50 m<sup>3</sup> per capita (2015)
- Environmental flow requirements: 61 % of the renewable water resources (2017)



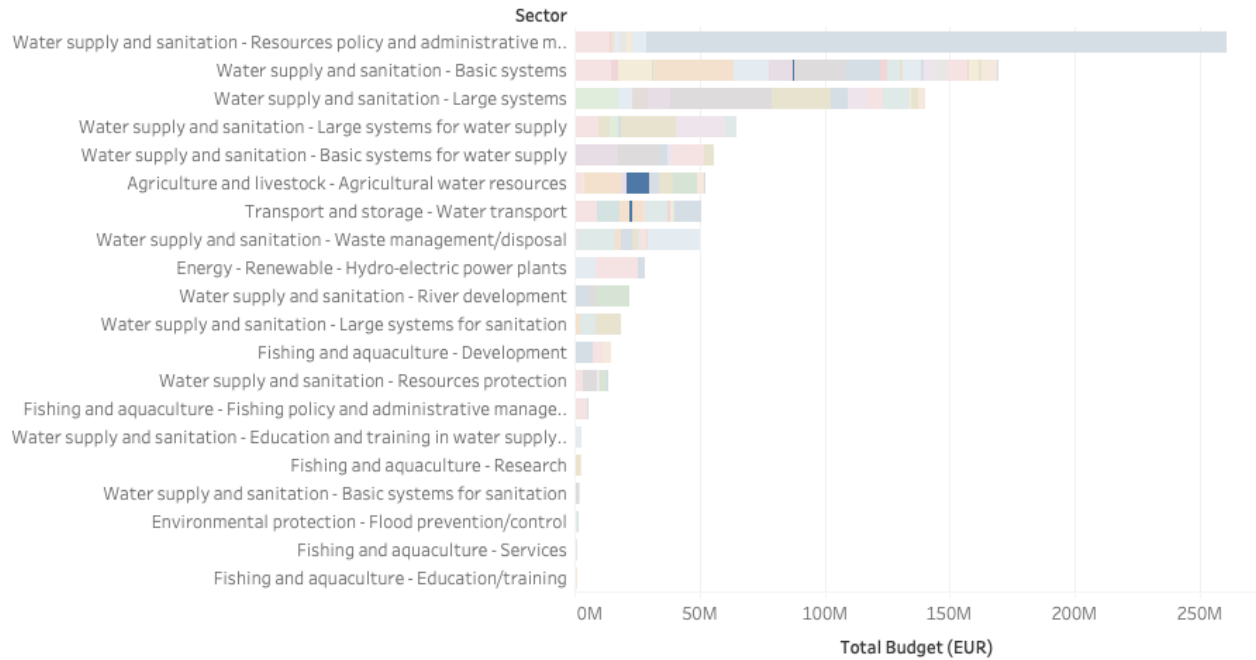
Data source: FAO  
Exported from UN-Water <https://sdg6data.org> on 23 July 2020

**Figure 4. Water withdrawal by sector in Mozambique, as a percentage of total water withdrawal (2015).**

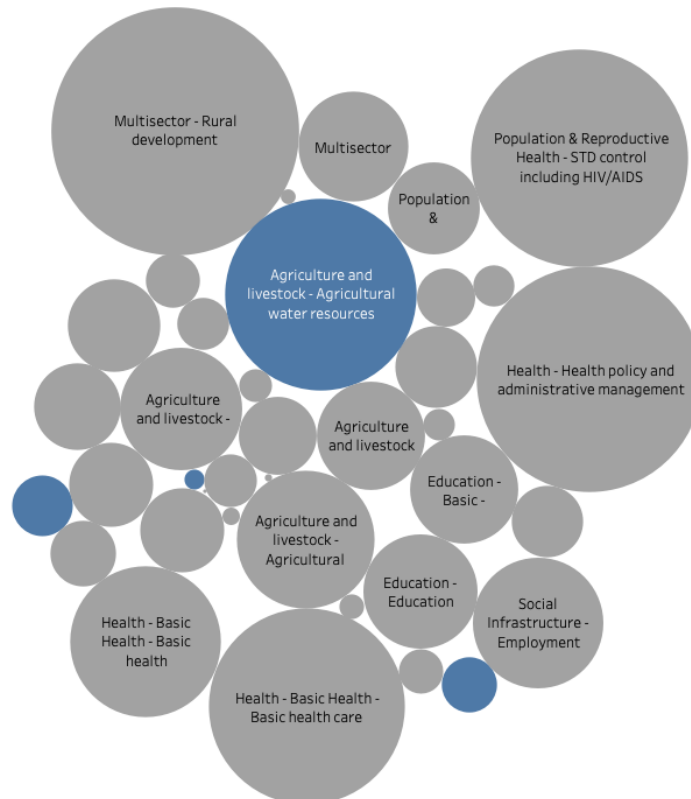


Data source: FAO  
Exported from UN-Water <https://sdg6data.org> on 23 July 2020

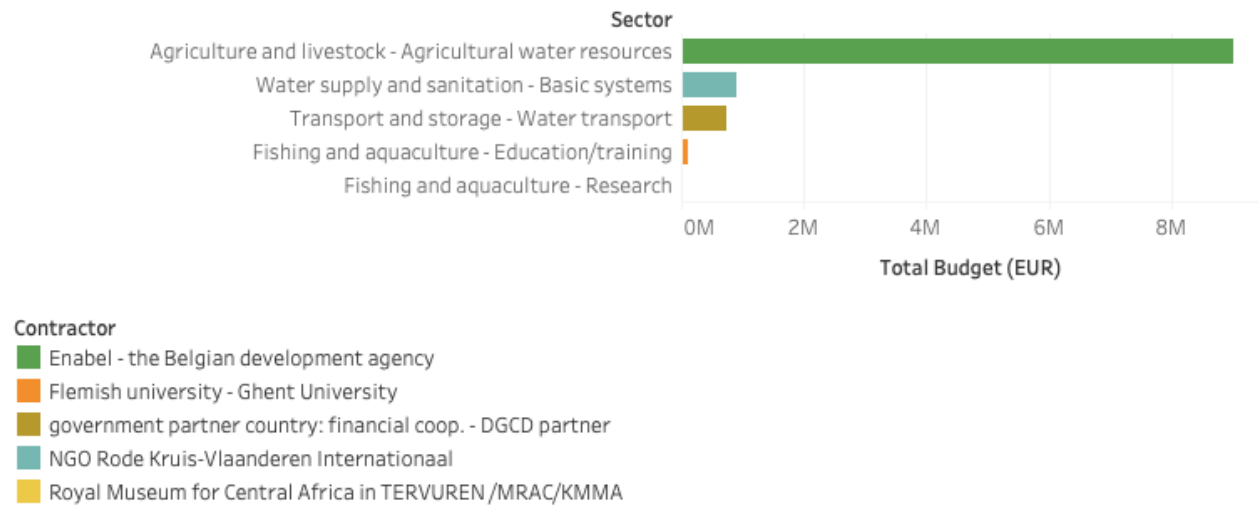
**Figure 5. Total Belgian ODA to water per sub-sectors, with the ODA to Mozambique highlighted in blue.**



**Figure 6. ODA to water (blue) in comparison to other sectors (grey) in Mozambique. The size of the circle is proportional to the budget.**



**Figure 7. Contractors per water sector.**



**Table 1. ODA water supply and sanitation sector (ODA sector code 140) to Mozambique by DAC countries, cumulated between 2014 and 2018<sup>1</sup>.**

<b>DAC countries</b>	<b>2014 - 2018 Commitment (Millions 2018 US\$)</b>
Germany	\$ 144,30
France	\$ 59,42
Japan	\$ 5,95
Spain	\$ 3,18
Switzerland	\$ 2,80
United States	\$ 1,82
Canada	\$ 0,59
Korea	\$ 0,20
Italy	\$ 0,14
Finland	\$ 0,04

<sup>1</sup> Source: OECD Credit Reporting System. <https://stats.oecd.org/>. Accessed June 2020.  
Belgian development cooperation in the water sector in Mozambique

**Table 2. List of water projects funded by Belgian ODA.**

Typology: **B01**-Core support to NGOs, other private bodies, PPPs and research institutes; **C01**-Project-type interventions; **D02**-Other technical assistance.

Contractor	Type	Title	Effective Start Dt	Effective End Dt	Budget (EUR)
Enabel - the Belgian development agency	C01	Watervoorziening en management als bijdrage tot voedselzekerheid in 6districten van de provincies Gaza	28-08-2013	18-06-2019	9000000
Flemish university - Ghent University	D02	Projet pilote aquaculture			98005
Government partner country: financial coop. - DGCD partner	C01	Lening van Staat tot Staat - installatie van een maritiem radiocommunicatiesysteem	31-03-2008	01-01-2009	747360
NGO Rode Kruis-Vlaanderen Internationaal	B01	Sustained use of sufficient safe water et sanitation facilities, as well as sustained safe hygiene attitudes et practices by the target population by 2021.	01-01-2017		902338
Royal Museum for Central Africa in TERVUREN /MRAC/KMMA	B01	5	01-01-2019		

**Table 3. Belgian organisations in the water sector that reported having had projects in Mozambique over the course of the past 10 years.**

Source: [Water Nexus database of Water Actors](#). Might not be a comprehensive list.

Sector	Acronym	Name	Website	Keywords	Description
Government-recognised NGO	VSF / DZG	VSF Dierenartsen Zonder Grenzen Belgium	www.veterinairezonsfrontieres.be - www.dierenartsenzondergrenzen.be	Animal Water Supply	/
Private sector organisation		Metaphora		Strategy- Strategic Plans	/
		Sotrad Water	www.sotradwater.be	Treatment- Pumps- Ultra Filtering- Stockage- Solar	/
	W+B	Witteveen+Bos	https://www.witteveenbos.com/nl/belgie/	Engineering Projects-Sustainable Development Goals-Impact-Designing For The Future	As an engineering and consultancy firm, we advise and help clients all over the world in resolving today's complex challenges. With a network of 21 offices in 11 countries and some 1,100 engineers and consultants, we work on improving the human environment for everyone, today and for future generations. Together with our stakeholders, we contribute to social, ecological and economic progress, with the sustainable development goals of the United Nations serving as an inspirational guideline.
	SHER	SHER Ingéneurs-Conseils s.a.	www.sher.be	Impact Research- Water Treatment- Alimentation- Potable Water- Irrigation- Hydroelectricity	Water research office
Public agency	EWI	Vlaamse overheid Departement Economie, Wetenschap en Innovatie (EWI)	www.ewi-vlaanderen.be	Collaboration- Research	Facilitating international science-based collaboration
Public utility / enterprise	VLIR-UOS	Vlaamse Interuniversitaire Raad - Universitaire Ontwikkelingssamenwerking	www.vliruos.be	Higher Education- Outreach	/